



Qlik Q | Partner

Authorized  
Training  
Partner

# Qlik Q

## Course catalogue


EN 

Qlik Q

Partner

Elite

Solution Provider



# Exsitec is the official Qlik training center for all of Scandinavia



Exsitec is the official Qlik training center for all of Scandinavia, and we offer group lessons in Swedish, Danish and English for new and seasoned Qlik users from our departments in Sweden, Denmark and Norway.

We offer courses & training for those who work with Qlik Sense or QlikView, or those who are simply interested in learning more about the product. Our courses are practical and role-based and give you an opportunity to explore the entire universe of Qlik.

Our **instructor-led courses** aims to give you new skills within the platform, which you can use in your everyday life with your own data. The courses are held at our premises in either Stockholm or Malmö.

If you have a larger course need that you want to run for your employees in the company, we can also offer **specialized courses** held at your own address by further agreement. Here, the starting point is your own Qlik environment and the content is tailored to you.

## Stockholm

Sveavägen 159, 113 46 Stockholm

## Malmö

Stortorget 9, plan 5, 211 22 Malmö

### Instructor-led courses

Our instructors teach you our Qlik standard course, as classroom lessons held at our addresses

See course schedule on page 4

### specialized courses

If a minimum of four people from the same company, need to attend a course, a specialized Qlik Course might be a better solution

Read more on page 17


Qlik Q | Partner

Authorized  
Training  
Partner

# Course overview

On the following pages you can see the courses we offer in Qlik Sense and QlikView. We have a fixed course calendar for some courses while other courses are only held on request.

To register for a course, contact us by phone, email or the form on our website, and state the desired course and number of participants. The prices for the courses are per participant.

 010 - 333 33 00

 [www.exsitec.se/utbildningar/qlik](http://www.exsitec.se/utbildningar/qlik)

 [utbildning@exsitec.se](mailto:utbildning@exsitec.se)

## Qlik Sense courses

Basic user training in Qlik Sense	5
Create Visualizations with Qlik Sense	6
Data Modeling for Qlik Sense users	7
Deploy and Administer Qlik Sense	8
Deploy and Administer Qlik Sense SaaS	9
Advanced Calculations and Expressions	10
Advanced Scripting Capabilities	11
Embed Analytics with Qlik Sense APIs	12
Qlik GeoAnalytics	13
Create Reports with Qlik NPrinting	14

## QlikView courses

QlikView Designer	15
QlikView Developer	16
Advanced Topics in Design and Development	17

## Specialized courses

Specialized courses held at your address	17
--	----



# Course schedule

	Create Visualizations for Qlik Sense	Data modelling for Qlik Sense	Deploy and Administer Qlik Sense	Deploy and Administer Qlik Sense Saas	Advanced Scripting Capabilities	Advanced Calculations and Expressions
<b>December</b>	<b>6 - 7 December 2023</b> Create Visualizations for Qlik Sense	<b>12 - 14 December 2023</b> Data modelling for Qlik Sense	On request	On request	On request	On request
<b>Januari</b>	<b>10 - 11 Januari 2024</b> Create Visualizations for Qlik Sense	<b>16 - 18 Januari 2024</b> Data modelling for Qlik Sense	On request	On request	On request	On request
<b>February</b>	<b>7 - 8 February 2024</b> Create Visualizations for Qlik Sense	<b>13 - 15 February 2024</b> Data modelling for Qlik Sense	On request	On request	On request	On request
<b>March</b>	<b>6 - 7 March 2023</b> Create Visualizations for Qlik Sense	<b>12 - 14 March 2024</b> Data modelling for Qlik Sense	On request	On request	On request	On request
<b>April</b>	<b>3 - 4 April 2024</b> Create Visualizations for Qlik Sense	<b>9 - 11 April 2024</b> Data modelling for Qlik Sense	On request	On request	On request	On request
<b>May</b>	<b>6 - 7 May 2024</b> Create Visualizations for Qlik Sense	<b>14 - 16 May 2024</b> Data modelling for Qlik Sense	On request	On request	On request	On request
<b>June</b>	<b>4 - 5 June 2024</b> Create Visualizations for Qlik Sense	<b>11 - 13 June 2024</b> Data modelling for Qlik Sense	On request	On request	On request	On request

# Basic user training in Qlik Sense



## Description

We go through what Qlik Sense is, how it works and how Qlik Sense can help you in your role. We also share our best tips & tricks that we have learned over the years!

## Skills learned:

- How to access Qlik Sense and find your different applications
- How to navigate and orient yourself in the interface
- How to find your favorites and create bookmarks for faster analysis next time
- How you make selections in the data and carry out the analyzes you desire
- How you search and find things - both among what is available visually and among what is hidden behind graphs and tables
- The most common items and how they work
- How stories work
- How to export images and data to Excel

## Audience

- CFO's & Controllers
- Business analysts
- Business users

## Type, duration & price

- Instructor-led
- 4 hours
- **4.000 SEK excl. VAT**



# Create Visualizations with Qlik Sense



## Description

Create Visualizations with Qlik Sense, a scenario-based course, addresses the fundamentals required to enable you for self- service visualization and discovery. The course combines demonstrations and hands-on exercises to teach the essential concepts for designing effective Qlik Sense visualizations and guided stories. You will also be given some tips to maximize your analysis within your apps. Additionally, you will look in depth at the different visualizations and select the appropriate one for your data and the type of questions you need to answer.

## Skills Learned:

- Build Qlik Sense dashboards.
- Learn how to select the appropriate visualization/s to answer your data questions.
- Perform advanced analysis in a Qlik Sense app.
- Build a simple data model and define the business logic.
- Principles of visualization and data types and how they are used in Qlik Sense.
- Control selections applied to the objects.
- Prepare the apps and share them with others.

## Audience

- CFO's
- Controllers
- Qlik developers
- Business analysts
- Data architects

## Type, duration & price

- Instructor-led
- 2 days
- **10.250 SEK excl. VAT**



# Data Modeling for Qlik Sense users



## Description

Data Modeling for Qlik Sense is a technical course for you to learn to develop a coherent data model in Qlik Sense by loading and transforming multiple data sources. With information, tools, techniques, and activities, this course includes topics dealing with maintaining data connections, transforming source data, architecting data models, optimizing for performance, and application development on Qlik Sense.

## Skills Learned:

- How Qlik connects data from different data sources and tables.
- To load data using the 'Data Load Editor' and 'Data Manager'.
- Create and maintain 'Data Connections.'
- Resolve data structure issues and script errors.
- Transform data for better performance.
- To handle synthetic keys and circular references in the data model.
- Implement document-level security.
- Add simple data validation visualizations.



## Audience

- CFO's
- Controllers
- Qlik developers
- Business analysts
- Data architects

## Type, duration & price

- Instructor-led
- 3 days
- **15.350 SEK excl. VAT**



# Deploy and Administer Qlik Sense



## Description

Deploy and Administer Qlik Sense is a technical course that provides you with the information, tools, techniques, and skills necessary to deploy, set up, configure, and maintain Qlik Sense Enterprise on a Windows platform. In addition, you will explore security architecture configurations, load balancing, and single sign-on methods.

Take advantage of Qlik Sense's enterprise-class governance capabilities for ensuring quality, accuracy, and security of data and analytics.

## Skills learned:

- Understand deployment plan requirements.
- Install Qlik Sense Enterprise on Windows with shared persistence.
- Deploy single and multi-node configurations.
- Explore the Qlik Management Console (QMC).
- Adding and maintaining users and assigning and withdrawing user access (licenses).
- Understanding user roles and permissions.
- To import Qlik apps and 'Extensions'.
- Monitoring and maintenance of app objects.
- To create and maintain 'Streams'.
- How you publish (release) apps and sheets.
- How to set up automatic data reloads.
- To maintain 'Data Connections'.
- To maintain & control security in Qlik & how 'Section Access' security works.
- Typical 'system issues', how to solve them and how to back-up your Qlik Sense.

## Audience

- Operation Managers of Qlik Sense
- System Administrators
- Qlik developers

## Type, duration & price

- Instructor-led
- 2 days
- **10.250 SEK excl. VAT**





# Deploy and Administer Qlik Sense SaaS



## Description

Deploy and Administer Qlik Sense for SaaS is a technical course that gives you the information, tools, techniques, and skills necessary to deploy, set up, configure, and maintain a Qlik Sense Enterprise environment hosted by Qlik Cloud. Explore single sign-on using an identity provider to maintain and manage identity information for principals while providing authentication services. Automate data transfer from on premise to Qlik Sense SaaS. Collaborate with business users using shared or managed spaces utilizing Qlik Sense's enterprise-class governance capabilities for ensuring quality, accuracy, and security of data and analytics.

## Skills Learned:

- Understand Qlik Sense differences between editions cloud.
- Understand user roles and permissions.
- Explore integration of an Identity Provider.
- Understand, create and maintain Spaces/Catalogs
- To publish apps (publish to other users).
- How to set up automatic data reloads.
- How to host QlikView documents in the Qlik cloud
- Understand how to host external files via generic links in Qlik Cloud.
- To set up an e-mail server for sending out 'Alerts' etc.
- Understand how to setup 'Alerts' and 'Subscriptions'.
- How to extend Qlik Sense capabilities with 'Webhooks'.
- How to upload local on-premise data to Qlik Cloud using 'Qlik Data Transfer' (QDT).
- How you can use Qlik to streamline administrative functions
- How to use App Analyzer to optimize your Qlik apps.

## Audience

- Operation Managers of Qlik Sense
- System Administrators
- Qlik developers

## Type, duration & price

- Instructor-led
- 2 days
- **10.250 SEK excl. VAT**



# Advanced Calculations and Expressions

Qlik | Partner

Authorized  
Training  
Partner

## Description

Advanced Calculations and Expressions follows on from the Create Visualizations with Qlik Sense course and covers the effective and expanded usage of variables and expressions with Qlik Sense. Although simple expressions can be made with ease in Qlik Sense without any typing, more complex expressions require some thorough understanding about their structure. With complex expressions, considerations arise for maintainability and flexibility. Variables allow you to develop complex and easy to maintain expressions. This course enables you to get your questions answered.

## Skills Learned:

- Utilizing string functions within an expression
- Defining and using variables in expressions
- Creating nested expressions and aggregations
- Using “set” expressions to define data sets
- Creating advanced set expressions
- Understanding performance implications

## Målgruppe

- CFO's
- Controllere
- Qlik developers
- Business analysts

## Type, Duration and price

- Instructor-led
- 1 day
- **5.150 SEK excl. VAT**

# Advanced Scripting Capabilities

Qlik | Partner

Authorized  
Training  
Partner

## Description

Advanced Scripting Capabilities follows on from the Data Modeling with Qlik Sense course. This course covers advanced scripting capabilities including working with dates, solving data classification problems, handling problems associated with loading data from crosstables and generic databases, and learning to propagate values, generate accumulated amounts, and work with simulations. This course also covers creating and loading QlikView Data (QVD) files and implementing a QlikView Data (QVD) file layer structure for optimal application development and load performance.

## Skills learned:

- Working with dates.
- Solving data classification problems.
- Controlling loop iterations and 'program flow'.
- Generating values for character and numeric data.
- Converting null values.
- Creating and loading QlikView Data (QVD) files.

## Audience

- CFO's
- Controllers
- Qlik developers
- Business analysts
- Data architects

## Type, Duration and price

- Instructor-led
- 1 day
- **5.150 SEK excl. VAT**



# Embed Analytics with Qlik Sense APIs

Qlik Partner

Authorized  
Training  
Partner

## Description

This course will provide you with a good understanding of how to integrate and embed data analytics in applications, portals and other products using the Qlik Analytics Platform. Learn how to embed Qlik content on other platforms and websites.

Gain skills in e.g. multi-server setup and development of extensions.

## Skills learned:

- Identify various authentication capabilities for integration
- To deploy Qlik Sense integrations in a multi-server setup
- To develop Qlik Sense 'extensions'.
- How to develop Qlik Sense web application mashups.
- How to use Qlik Dev Hub.
- How to create open-source projects.
- Various Qlik capabilities like On Demand App Generation (ODAG) and Qlik data eXchange (QVX).

## Audience

- Qlik developers

## Type, duration & price

- Instructor-led
- 2 days
- **10.250 SEK excl. VAT**



# Qlik GeoAnalytics

Qlik Q Partner

Authorized  
Training  
Partner

## Description

Qlik GeoAnalytics is an advanced suite of location intelligence tools that is made available as an add-on product to Qlik Sense. This course covers how to best utilize Qlik GeoAnalytics, including how to work with location based data, how to leverage the variety of layer types, how to add multiple map layers, and how to perform geospatial operations like aggregate, geometric, lookup, and routing.

This course enables business analysts to leverage Qlik GeoAnalytics with their mapping and location based analytical needs.

## Skills Learned:

- Understanding of Qlik GeoAnalytics and configuration options
- Resolving location errors and data mismatches.
- Configuring map layers and applying multiple layers.
- Using the Qlik GeoAnalytics connector to configure and process geospatial operations.

## Audience

- CFO's
- Controllers
- Qlik developers
- Business analysts
- Data architects

## Type, duration & price

- Instructor-led
- 1 day
- **5.150 SEK excl. VAT**

# Create Reports with Qlik NPrinting

Qlik | Partner

Authorized  
Training  
Partner

## Description

The Create Reports with Qlik NPrinting course is intended for business analysts who need to be able to build and distribute static reports based on Qlik Sense products. The course will cover: Web Console configuration, generation of reports, NewsStand environment, report distribution options, and user access management.

## Skills Learned:

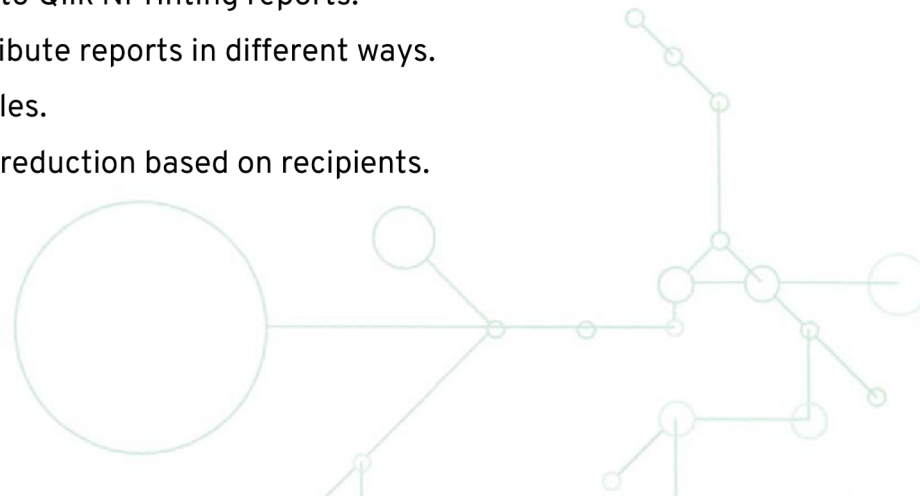
- How Qlik NPrinting fits into the Qlik portfolio.
- The product's components and architecture.
- The principles of the installation process (to provide context).
- To configure the Qlik NPrinting Web Console.
- To create Qlik NPrinting Apps and data connections.
- To develop reports based on one or more sources.
- Applying filters and conditions to Qlik NPrinting reports.
- To manage recipients and distribute reports in different ways.
- To create users and security roles.
- To distribute reports with data reduction based on recipients.

## Audience

- CFO's
- Controllers
- Qlik developers
- Data architects

## Type, duration & price

- Instructor-led
- 1 day
- **5.100 SEK excl. VAT**



# QlikView Designer

Qlik Q Partner

Authorized  
Training  
Partner

## Description

Having the knowledge and understanding of the critical concepts and design components needed to create a QlikView document is essential to building effective and powerful QlikView documents. QlikView Designer is a scenario-based course that utilizes a business case scenario to lead the participant through the processes and steps needed to build a QlikView document. The course is a combination of lecture/demonstration followed by hands-on activities.

## Skills learned:

- Demonstrate basic knowledge of a QlikView data model in QlikView
- Explain how to best layout and design your QlikView application
- Explain basic use of QlikView sheet objects
- Identify, based on data provided, which chart will provide the best visual representation of data to the user

## Audience

- CFO's
- Controllers
- Qlik developers
- Business analysts
- Data architects

## Type, duration & price

- Instructor-led
- 2 days
- **10.250 SEK excl. VAT**

# QlikView Developer

Qlik Q Partner

Authorized  
Training  
Partner

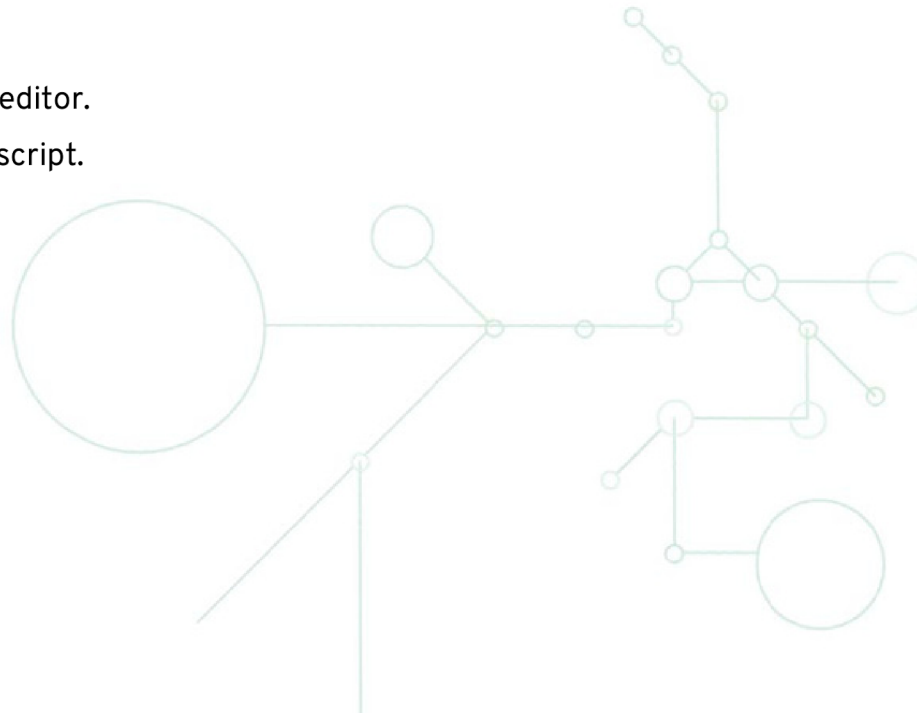
## Description

QlikView Developer is a must if you build QlikView applications. Knowing the data model, creating the correct data connections, and basic scripting are critical to creating QlikView applications that provide your organization with powerful business discovery tools.

QlikView Developer allows you to learn by doing through a series of lectures and practical exercises focusing on developing QlikView applications.

## Skills Learned:

- To create a data model in QlikView.
- To build a QlikView application.
- To solve problems with data structure.
- To use 'Debugger'.
- The advanced uses of the script editor.
- Transformative Functions in the script.
- Synthetic Keys.



## Audience

- CFO's
- Controllers
- Qlik developers
- Business analysts
- Data architects

## Type, duration & price

- Instructor-led
- 3 days
- **15.350 SEK excl. VAT**



# Special courses at your location



If a minimum of four people from the same company, who need to attend the course, you should consider whether a Company-Specific Qlik Course is a better solution for you.

---

## There are several advantages of a Company-Specific Qlik Course:

### Location:

The courses are held on your own premises. This means less travel time for your employees.

### Course content:

The content of the courses is the same as in the open courses. However, since all participants come from the same organization, we can naturally tailor the course content towards topics and areas that are of particular interest to you. We can also, for an additional cost, customize the courses so that tasks and exercises are based on your own Qlik data and analyses.

### Participants:

Up to 8 people can participate in a company-specific Qlik course. All participants must come from the same company/organization (or from subsidiary/sister companies).

### Course price:

The course is billed at a fixed daily rate of SEK 25,000 (excl. VAT). Travel, transportation, and accommodation expenses will be billed based on calculation.

# About Exsitec



Exsitec AB is represented by more than 650 specialized consultants in Sweden, Denmark and Norway.

We have strong professional expertise within areas such as ERP, Business Intelligence, financial planning and CRM. Our primary goal is to contribute to business development and process optimization, where we automate critical business processes for our customers, which reduces administrative burdens and simplifies their daily operations.

We assist companies in choosing the optimal IT solution and ensure efficient and secure operation across all systems in the company. With Exsitec as your total supplier, you can trust that your IT infrastructure is in the best hands, so you can focus on your core business without worries.

## Main software partners



2000

Exsitec was **founded in 2000**  
Linköping, Sweden

2020

Exsitec is listed on the swedish  
**stock exchange in 2020**

4000

Exsitec helps over  
**4,000 customers** with Qlik,  
Visma ERP & IT Operations

650

As of 2023 Exsitec consists of  
**over 650 employees** in  
Sweden, Denmark & Norway



**Are you interested in a course or any of our other services?  
Feel free to contact us**



**Tobias Ljus**

Business Developer Qlik

Tel: 0767 246 317

E-mail: [tobias.ljus@exsitec.se](mailto:tobias.ljus@exsitec.se)